

Talawanda School District 2011 Ballot Results

Voters: 1,447 Total

Report Generated: 11/08/2011 3:32 PM

Oxford City Council (Vote for up to 3)

	Name	Party	Votes
	Richard Keebler	n/a	863 (27.72%)
	Charles Ford	n/a	649 (20.85%)
	Kate Rousmaniere	n/a	558 (17.92%)
	Stephen Snyder	n/a	547 (17.57%)
	Sean Krause	n/a	496 (15.93%)
			Total Votes: 3,113

Hanover Township Trustee (Vote for 1)

	Name	Party	Votes
	Larry Miller	n/a	998 (100%)




Hanover Township Fiscal Officer (Vote for 1)

	Name	Party	Votes
	Elizabeth Brosius	n/a	663 (60.27%)
	Lawrence Gersbach, Jr.	n/a	437 (39.73%)
			Total Votes: 1,100




Milford Township Trustee (Vote for 1)

	Name	Party	Votes
	 Russell McMillian	n/a	1,013 (100%)
			Total Votes: 1,013



Milford Township Fiscal Officer (Vote for 1)

	Name	Party	Votes
	 Rickey Woedl	n/a	552 (50.78%)
	 Mollie Hansel	n/a	535 (49.22%)
			Total Votes: 1,087



Oxford Township Trustee (Vote for 1)

	Name	Party	Votes
	 Coe Potter	n/a	494 (40.43%)
	 John Kinne	n/a	457 (37.4%)
	 Daniel Umstead	n/a	271 (22.18%)
			Total Votes: 1,222



Oxford Township Fiscal Officer (Vote for 1)

	Name	Party	Votes
	 James Rowan	n/a	1,147 (100%)
			Total Votes: 1,147





Reily Township Trustee (Vote for 1)

	Name	Party	Votes
	 Nicholas Schwab	n/a	1,036 (100%)
			Total Votes: 1,036

Reily Township Fiscal Officer (Vote for 1)

	Name	Party	Votes
	 Norma Sue Breen	n/a	1,009 (100%)
			Total Votes: 1,009

Talawanda Board of Education (Vote for up to 3)

	Name	Party	Votes
	 Michael Crowder	n/a	931 (35.55%)
	 Mark Butterfield	n/a	911 (34.78%)
	 Darrell Smith	n/a	777 (29.67%)
			Total Votes: 2,619

County Issue #11

Name	Yes Votes	No Votes	Total
Mental Health Tax Levy	617 (73.28%)	225 (26.72%)	842

State Issue #1

Name	Yes Votes	No Votes	Total
Increase in Allowed Age of Candidates for Judge	386 (44.94%)	473 (55.06%)	859

State Issue #2

Name	Yes Votes	No Votes	Total
Public Employment Reform	274 (31.75%)	589 (68.25%)	863

State Issue #3

Name	Yes Votes	No Votes	Total
Federal Health Insurance Mandate Exemption	447 (51.98%)	413 (48.02%)	860