
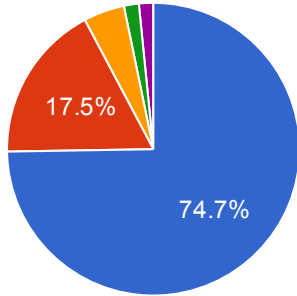


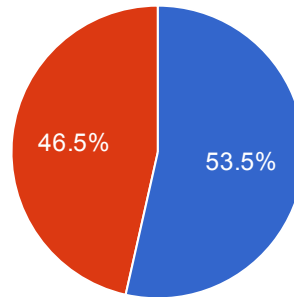
### U.S. PRESIDENT

OBAMA, Barack	88,068	74.74%
ROMNEY, Mitt	20,618	17.50%
STEIN, Jill	5,330	4.52%
JOHNSON, Gary	1,946	1.65%
GOODE, Virgil	1,872	1.59%



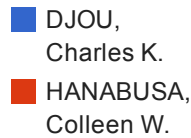
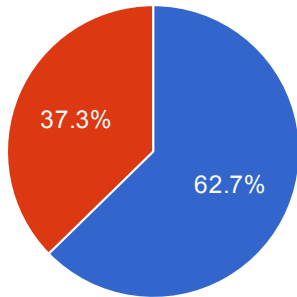
### U.S. SENATOR

HIRONO, Mazie	57,894	53.53%
LINGLE, Linda	50,254	46.47%



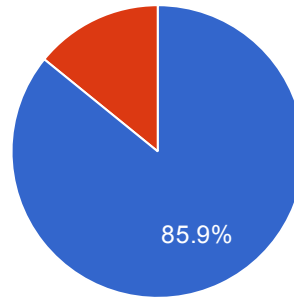
### U.S. REPRESENTATIVE CONGRESSIONAL DISTRICT 1

DJOU, Charles K.	35,426	62.68%
HANABUSA, Colleen W.	21,091	37.32%



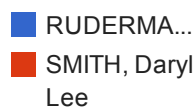
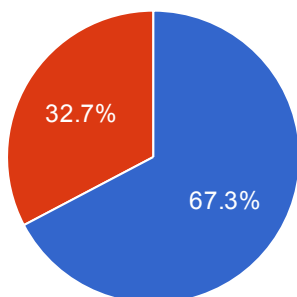
### U.S. REPRESENTATIVE CONGRESSIONAL DISTRICT 2

GABBARD, Tulsi	43,542	85.85%
CROWLEY, Kawika	7,175	14.15%



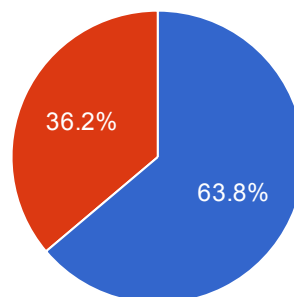
### STATE SENATOR DISTRICT 2

RUDERMAN, Russell E.	1,510	67.29%
SMITH, Daryl Lee	734	32.71%



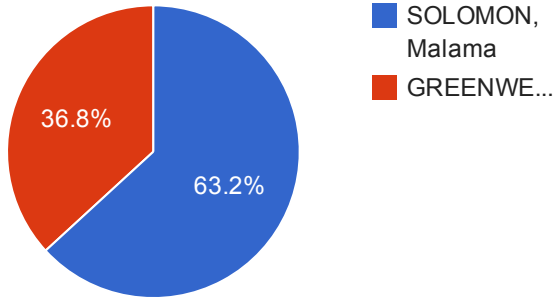
### STATE SENATOR DISTRICT 3

GREEN, Josh	1,116	63.84%
LAFRANCE, Jeff R.	632	36.16%



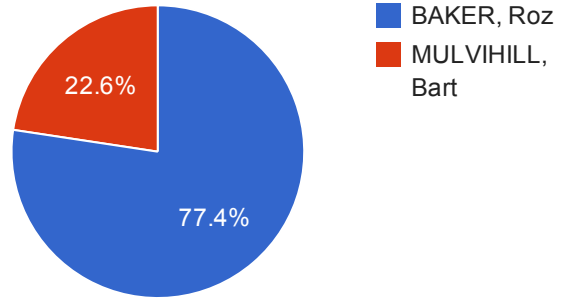
### STATE SENATOR DISTRICT 4

SOLOMON, Malama	1,057	63.18%
GREENWELL, Kelly	616	36.82%



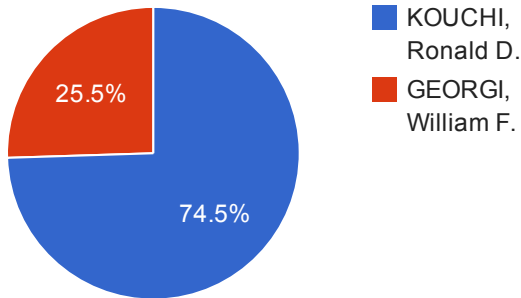
### STATE SENATOR DISTRICT 6

BAKER, Roz	1,752	77.39%
MULVIHILL, Bart	512	22.61%



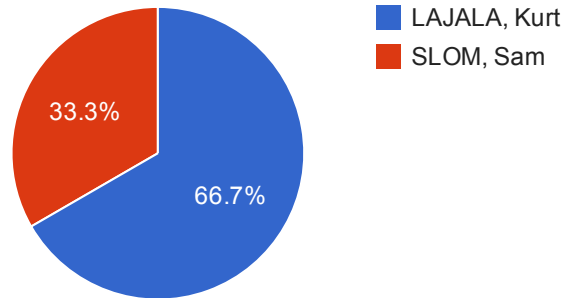
### STATE SENATOR DISTRICT 8

KOUCHI, Ronald D.	4,301	74.50%
GEORGI, William F.	1,472	25.50%



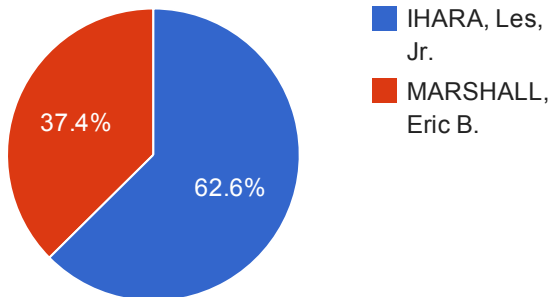
### STATE SENATOR DISTRICT 9

LAJALA, Kurt	3,047	66.66%
SLOM, Sam	1,524	33.34%



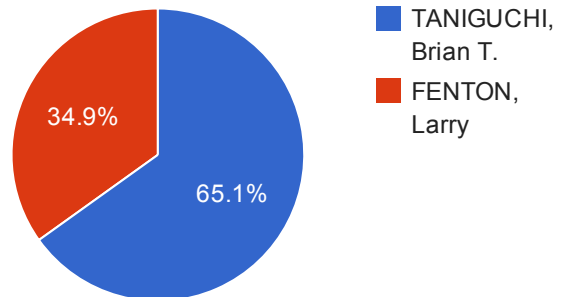
### STATE SENATOR DISTRICT 10

IHARA, Les, Jr.	2,257	62.59%
MARSHALL, Eric B.	1,349	37.41%



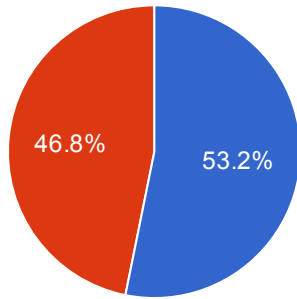
### STATE SENATOR DISTRICT 11

TANIGUCHI, Brian T.	2,974	65.11%
FENTON, Larry	1,594	34.89%



### STATE SENATOR DISTRICT 12

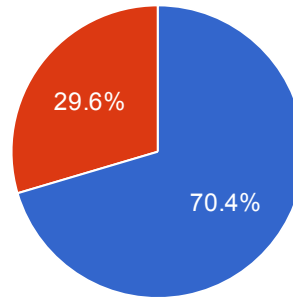
LARSON, Liz	1,006	53.17%
GALUTERIA, Brickwood M.	886	46.83%



■ LARSON, Liz  
■ GALUTERIA, Brickwood M.

### STATE SENATOR DISTRICT 16

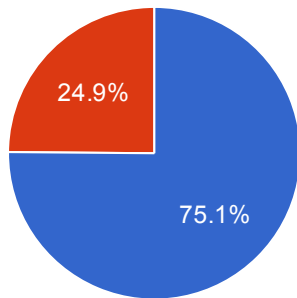
IGE, David Y.	3,280	70.42%
GRECO, Mike	1,378	29.58%



■ IGE, David Y.  
■ GRECO, Mike

### STATE SENATOR DISTRICT 18

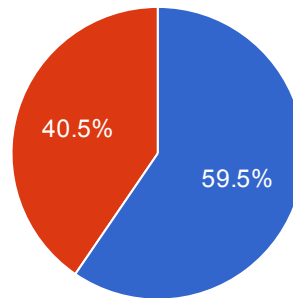
KIDANI, Michelle	4,413	75.13%
HERRERA, Rojo	1,461	24.87%



■ KIDANI, Michelle  
■ HERRERA, Rojo

### STATE SENATOR DISTRICT 20

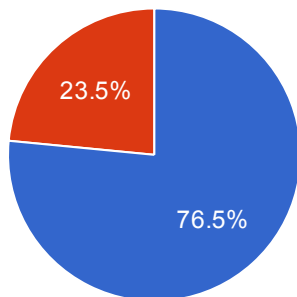
GABBARD, Mike	2,072	59.54%
CAPELOUTO, Dean Kalani	1,408	40.46%



■ GABBARD, Mike  
■ CAPELOU...

### STATE SENATOR DISTRICT 21

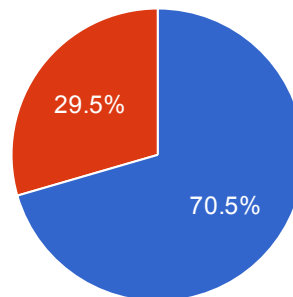
SHIMABUKURO, Maile S.L.	3,134	76.53%
JOHNSON, Dickyj	961	23.47%



■ SHIMABUK...  
■ JOHNSON, Dickyj

### STATE SENATOR DISTRICT 22

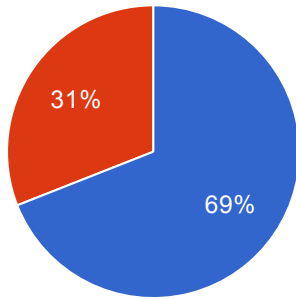
DELA CRUZ, Donovan	5,834	70.50%
AKI, Charles (Bo)	2,441	29.50%



■ DELA CRUZ, Donovan  
■ AKI, Charles (Bo)

### STATE SENATOR DISTRICT 23

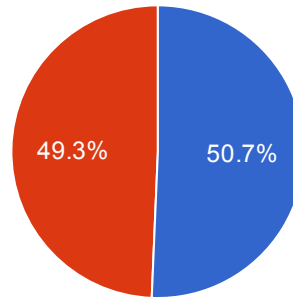
HEE, Clayton	2,866	69.03%
MEYER, Colleen	1,286	30.97%



■ HEE, Clayton  
■ MEYER, Colleen

### STATE SENATOR DISTRICT 25

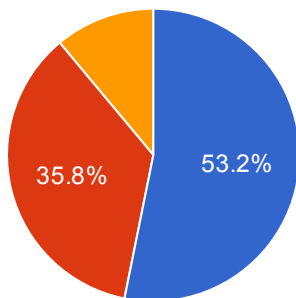
HEMMINGS, Fred	1,931	50.67%
THIELEN, Laura	1,880	49.33%



■ HEMMINGS, Fred  
■ THIELEN, Laura

### STATE REPRESENTATIVE DISTRICT 3

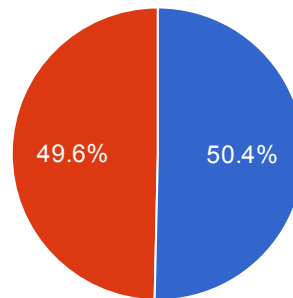
ONISHI, Richard H.K.	596	53.17%
HAPAI, Marlene (Nachbar)	401	35.77%
FOGEL, Frederick F.	124	11.06%



■ ONISHI, Richard H.K.  
■ HAPAI, Marlene (Nachbar)  
■ FOGEL, Frederick F.

### STATE REPRESENTATIVE DISTRICT 5

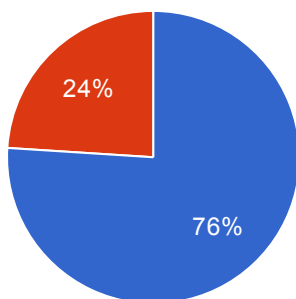
COFFMAN, Denny	641	50.35%
BATEMAN, Dave	632	49.65%



■ COFFMAN, Denny  
■ BATEMAN, Dave

### STATE REPRESENTATIVE DISTRICT 6

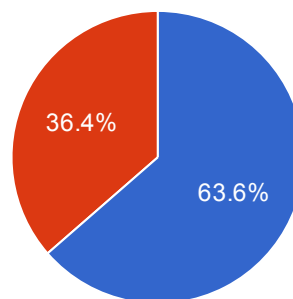
LOWEN, Nicole	374	76.02%
EBERT, Roy	118	23.98%



■ LOWEN, Nicole  
■ EBERT, Roy

### STATE REPRESENTATIVE DISTRICT 10

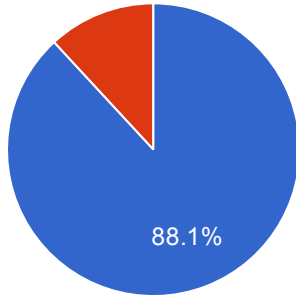
McKELVEY, Angus L.	730	63.59%
MARTEN, Chayne M.	418	36.41%



■ McKELVEY, Angus L.  
■ MARTEN, Chayne M.

### STATE REPRESENTATIVE DISTRICT 11

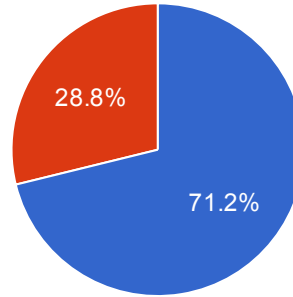
ING, Kaniela	1,061	88.12%
FONTAINE, George R.	143	11.88%



■ ING, Kaniela  
■ FONTAINE, George R.

### STATE REPRESENTATIVE DISTRICT 12

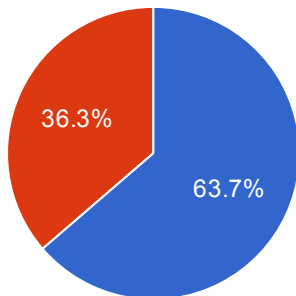
YAMASHITA, Kyle T.	1,498	71.16%
KALAMA, Ekolu	607	28.84%



■ YAMASHITA, Kyle T.  
■ KALAMA, Ekolu

### STATE REPRESENTATIVE DISTRICT 13

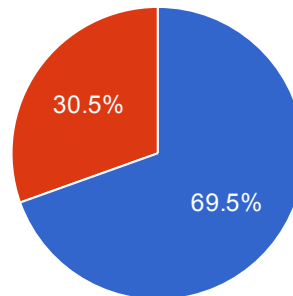
CARROLL, Mele	766	63.67%
RUSSELL, Simon S.	437	36.33%



■ CARROLL, Mele  
■ RUSSELL, Simon S.

### STATE REPRESENTATIVE DISTRICT 16

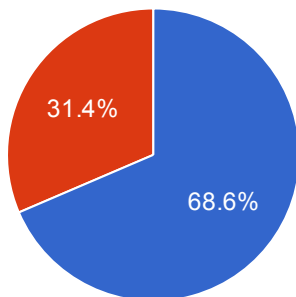
MORIKAWA, Daynette (Dee)	1,205	69.53%
TRUJILLO, Troy	528	30.47%



■ MORIKAWA, Daynette (Dee)  
■ TRUJILLO, Troy

### STATE REPRESENTATIVE DISTRICT 18

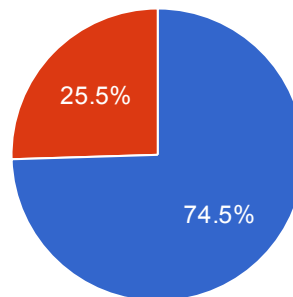
HASHEM, Mark Jun	1,932	68.56%
LOW, Jeremy	886	31.44%



■ HASHEM, Mark Jun  
■ LOW, Jeremy

### STATE REPRESENTATIVE DISTRICT 19

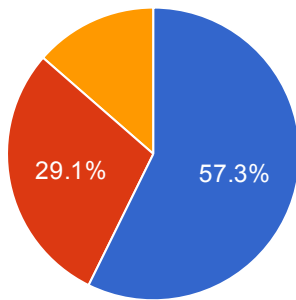
KOBAYASHI, Bertrand (Bert)	1,079	74.52%
YOUNG, Darrell	369	25.48%



■ KOBAYASHI, Bertrand (Bert)  
■ YOUNG, Darrell

### STATE REPRESENTATIVE DISTRICT 20

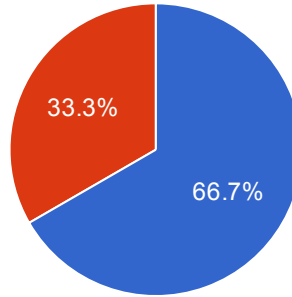
SAY, Calvin K.Y.	982	57.29%
BONK, Keiko	499	29.11%
ALLEN, Julia E.	233	13.59%



- SAY, Calvin K.Y.
- BONK, Keiko
- ALLEN, Julia E.

### STATE REPRESENTATIVE DISTRICT 22

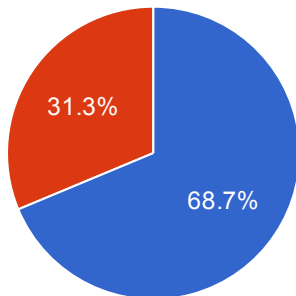
BROWER, Tom	154	66.67%
HESTER, Marcus	77	33.33%



- BROWER, Tom
- HESTER, Marcus

### STATE REPRESENTATIVE DISTRICT 23

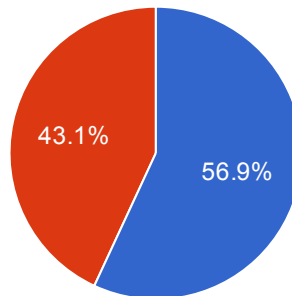
CHOY, Isaac W.	1,733	68.72%
THOMSON, Zach	789	31.28%



- CHOY, Isaac W.
- THOMSON, Zach

### STATE REPRESENTATIVE DISTRICT 24

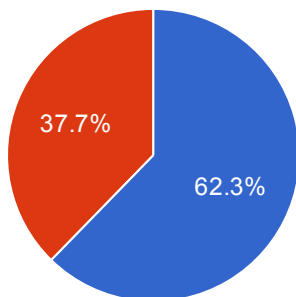
BELATTI, Della Au	1,017	56.91%
SABEY, Isaiah (Kauka)	770	43.09%



- BELATTI, Della Au
- SABEY, Isaiah (Kauka)

### STATE REPRESENTATIVE DISTRICT 26

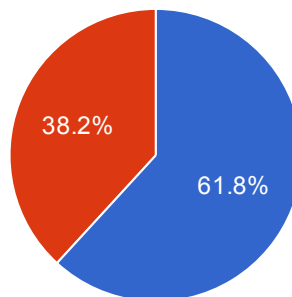
AU, Tiffany H.Y.	565	62.29%
SAIKI, Scott K.	342	37.71%



- AU, Tiffany H.Y.
- SAIKI, Scott K.

### STATE REPRESENTATIVE DISTRICT 27

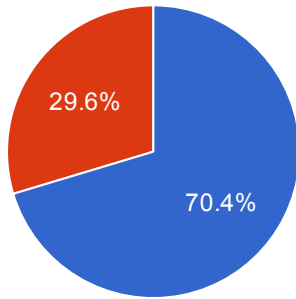
OHNO, Takashi	1,065	61.81%
CHING, Corinne Wei Lan	658	38.19%



- OHNO, Takashi
- CHING, Corinne Wei Lan

### STATE REPRESENTATIVE DISTRICT 28

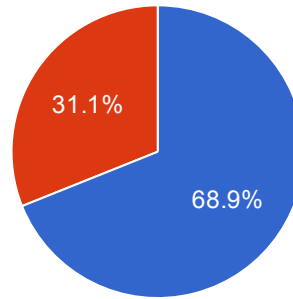
MIZUNO, John M.	942	70.35%
KAAPU, Carole Kauhiwai	397	29.65%



■ MIZUNO, John M.  
■ KAAPU, Carole Kauhiwai

### STATE REPRESENTATIVE DISTRICT 31

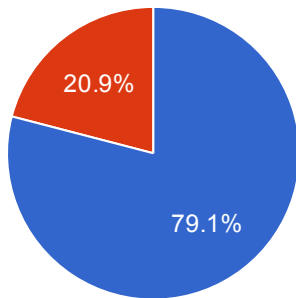
JOHANSON, Aaron Ling	2,257	68.94%
SHARSH, Lei	1,017	31.06%



■ JOHANSON, Aaron Ling  
■ SHARSH, Lei

### STATE REPRESENTATIVE DISTRICT 32

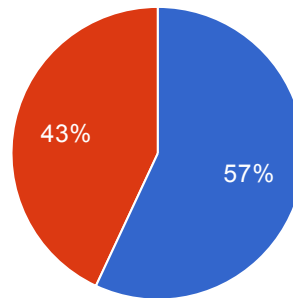
ICHIYAMA, Linda E.	1,551	79.05%
SHIMIZU, Garner Musashi	411	20.95%



■ ICHIIYAMA, Linda E.  
■ SHIMIZU, Garner Musashi

### STATE REPRESENTATIVE DISTRICT 33

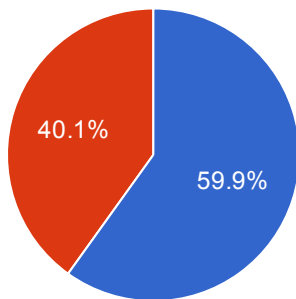
KONG, Sam	1,081	56.95%
TAKAI, K. Mark	817	43.05%



■ KONG, Sam  
■ TAKAI, K. Mark

### STATE REPRESENTATIVE DISTRICT 36

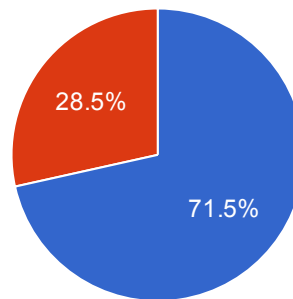
FUKUMOTO, Beth	2,156	59.91%
LEE, Marilyn B.	1,443	40.09%



■ FUKUMOTO, Beth  
■ LEE, Marilyn B.

### STATE REPRESENTATIVE DISTRICT 37

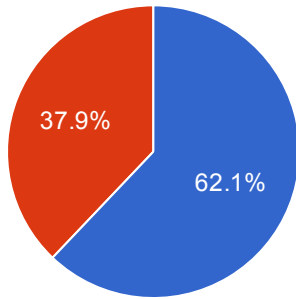
YAMANE, Ryan I.	2,654	71.52%
SVRCINA, Emil	1,057	28.48%



■ YAMANE, Ryan I.  
■ SVRCINA, Emil

### STATE REPRESENTATIVE DISTRICT 39

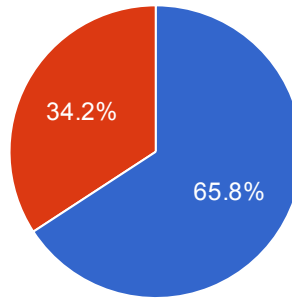
CULLEN, Ty J.K.	1,509	62.10%
WONG, Carl J., Sr.	921	37.90%



■ CULLEN, Ty J.K.  
■ WONG, Carl J., Sr.

### STATE REPRESENTATIVE DISTRICT 40

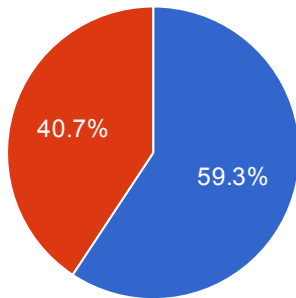
MANABAT, Chris (Kalani)	858	65.80%
McDERMOTT, Bob	446	34.20%



■ MANABAT, Chris (Kalani)  
■ McDERMO...

### STATE REPRESENTATIVE DISTRICT 41

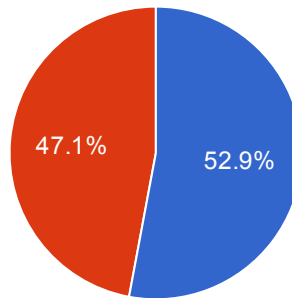
CABANILLA ARAKAWA, Rida T.R.	1,487	59.29%
REEDER, Adam G.	1,021	40.71%



■ CABANILLA ARAKAWA, Rida T.R.  
■ REEDER, Adam G.

### STATE REPRESENTATIVE DISTRICT 42

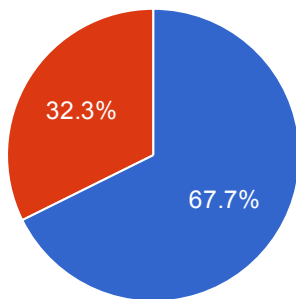
CAPELOUTO, Marissa D.	793	52.94%
HAR, Sharon E.	705	47.06%



■ CAPELOU...  
■ HAR, Sharon E.

### STATE REPRESENTATIVE DISTRICT 43

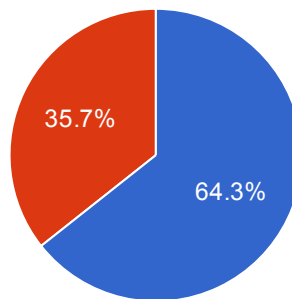
AWANA, Karen Leinani	1,616	67.67%
BUTLER, Glenn V.	772	32.33%



■ AWANA, Karen Leinani  
■ BUTLER, Glenn V.

### STATE REPRESENTATIVE DISTRICT 44

JORDAN, Jo	1,422	64.34%
HIGA, Creighton Pono	788	35.66%

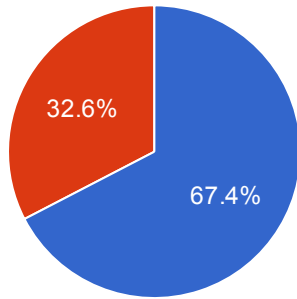


■ JORDAN, Jo  
■ HIGA, Creighton Pono



### STATE REPRESENTATIVE DISTRICT 45

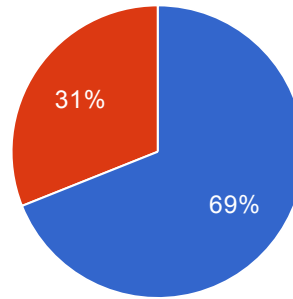
CHEAPE, Lauren Kealohilani	653	67.39%
BRADSHAW, Jake	316	32.61%



■ CHEAPE, Lauren Kealohilani  
■ BRADSHA...

### STATE REPRESENTATIVE DISTRICT 46

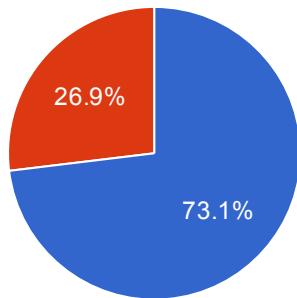
OSHIRO, Marcus R.	3,463	68.96%
MURPHY, Christopher	1,559	31.04%



■ OSHIRO, Marcus R.  
■ MURPHY, Christopher

### STATE REPRESENTATIVE DISTRICT 47

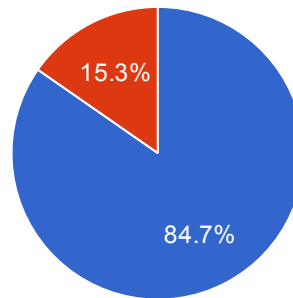
FALE, Richard	2,400	73.08%
BEIRNE, D. Ululani	884	26.92%



■ FALE, Richard  
■ BEIRNE, D. Ululani

### STATE REPRESENTATIVE DISTRICT 51

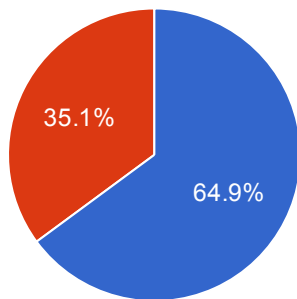
LEE, Chris	1,640	84.67%
VINCENT, Henry	297	15.33%



■ LEE, Chris  
■ VINCENT, Henry

### HAWAII MAYOR

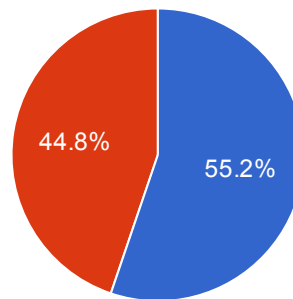
KENOI, Billy	6,156	64.89%
KIM, Harry	3,331	35.11%



■ KENOI, Billy  
■ KIM, Harry

### HONOLULU MAYOR

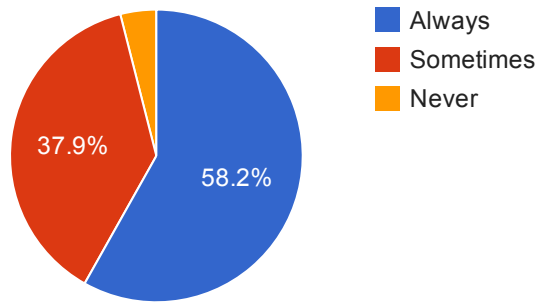
CALDWELL, Kirk	45,661	55.21%
CAYETANO, Benjamin J.	37,043	44.79%



■ CALDWELL, Kirk  
■ CAYETANO, Benjamin J.

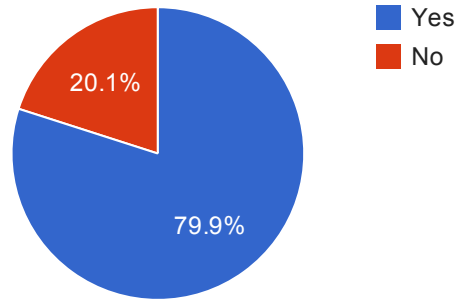
### Q1: Do you feel safe in school?

Always	64,443	58.15%
Sometimes	41,977	37.88%
Never	4,402	3.97%



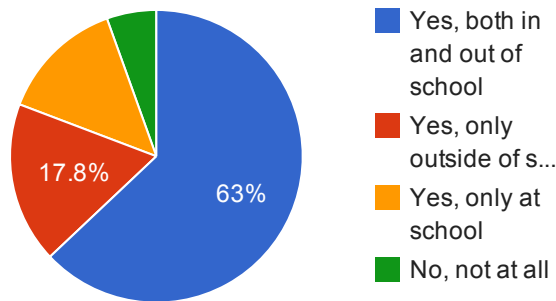
### Q2: Should more fresh fruits and vegetables be added to school lunches?

Yes	87,834	79.95%
No	22,028	20.05%



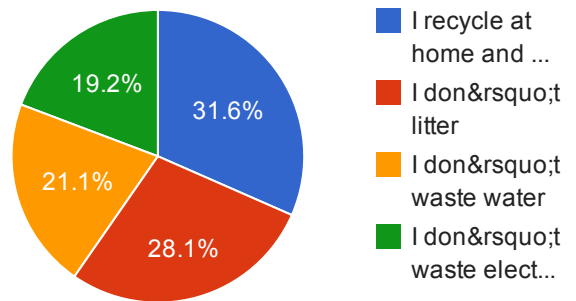
### Q3: Do you exercise or have some kind of physical activity every day?

Yes, both in and out of school	69,485	62.96%
Yes, only outside of school	19,663	17.82%
Yes, only at school	15,167	13.74%
No, not at all	6,056	5.49%



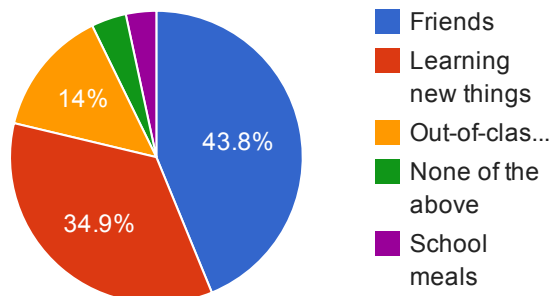
### Q4: What do you do to take care of the environment? (Check what you do.)

I recycle at home and at school	76,100	31.58%
I don't litter	67,668	28.08%
I don't waste water	50,831	21.09%
I don't waste electricity	46,386	19.25%



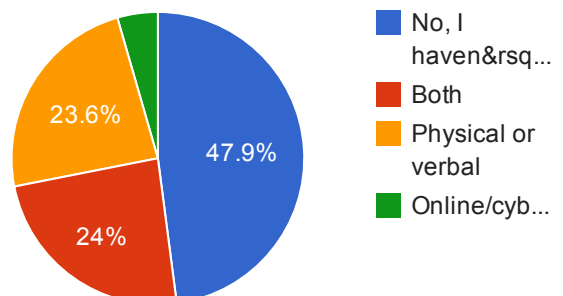
### Q5: What do you like most about school?

Friends	48,281	43.81%
Learning new things	38,489	34.92%
Out-of-classroom activities	15,470	14.04%
None of the above	4,263	3.87%
School meals	3,705	3.36%



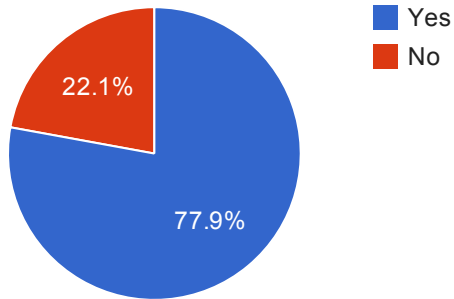
### Q6: Do you experience or observe bullying situations during the school day?

No, I haven't experienced or observed bullying at school.	31,145	47.94%
Both	15,570	23.96%
Physical or verbal	15,351	23.63%
Online/cyberspace	2,904	4.47%



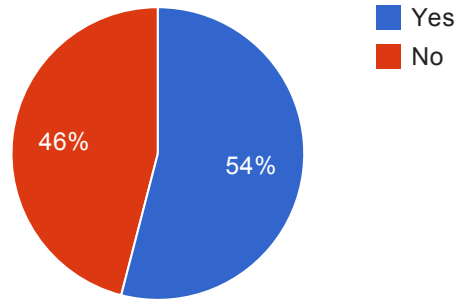
**Q7: Should schools offer flexible start times?**

Yes	50,225	77.87%
No	14,273	22.13%



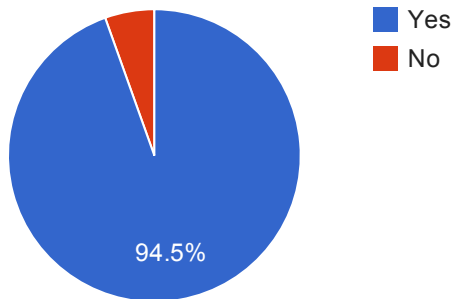
**Q8: Do you volunteer with organizations or causes outside of school?**

Yes	34,911	54.03%
No	29,698	45.97%



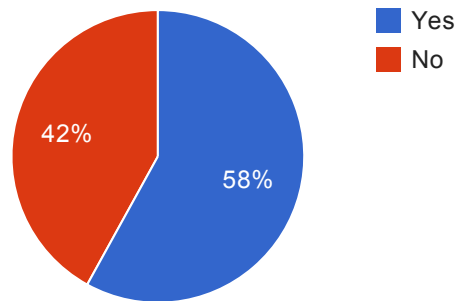
**Q9: Should bins be supplied for each school campus for recycling?**

Yes	61,142	94.54%
No	3,533	5.46%



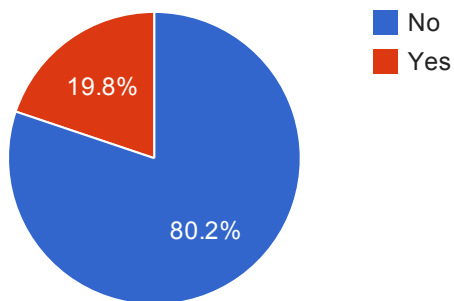
**Q10: Should community service be included as a requirement for high school graduation?**

Yes	37,521	58.02%
No	27,150	41.98%



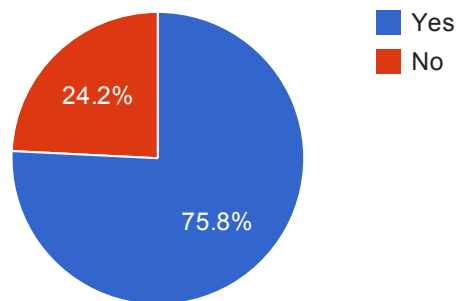
**Q11: Should there be a state tax on sweetened beverages?**

No	51,728	80.17%
Yes	12,797	19.83%



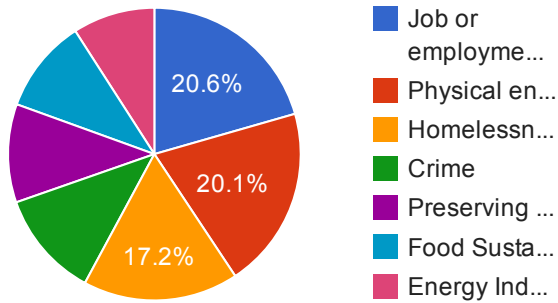
**Q12: Should flavored tobacco products be banned?**

Yes	48,798	75.78%
No	15,594	24.22%



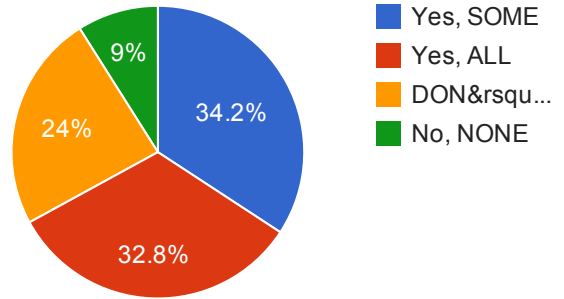
**Q13: As a citizen of Hawai'i, check which 3 areas you feel need the most attention to make Hawai'i a better place to live**

Job or employment future	38,156	20.56%
Physical environment - Ocean Ecosystems, Native Forests and Native Plants, Coastal Wetlands	37,333	20.12%
Homelessness	31,904	17.19%
Crime	21,874	11.79%
Preserving Hawaiian Culture	20,181	10.87%
Food Sustainability	19,271	10.38%
Energy Independence	16,870	9.09%



**Q14: Do the adults in your family vote?**

Yes, SOME	22,134	34.22%
Yes, ALL	21,229	32.82%
DON'T KNOW	15,517	23.99%
No, NONE	5,806	8.98%



**Q15: Do you feel that you can make a difference in your life and that your "voice" matters?**

Yes	56,825	87.64%
No	8,011	12.36%

